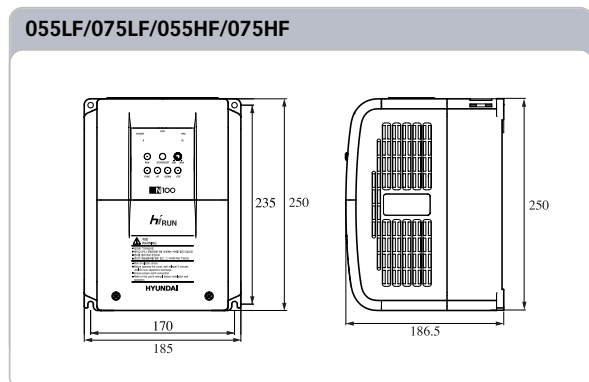
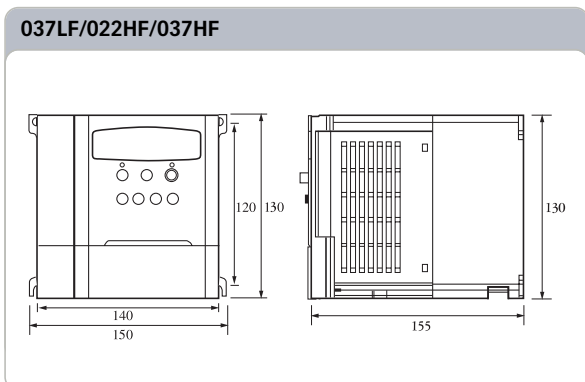
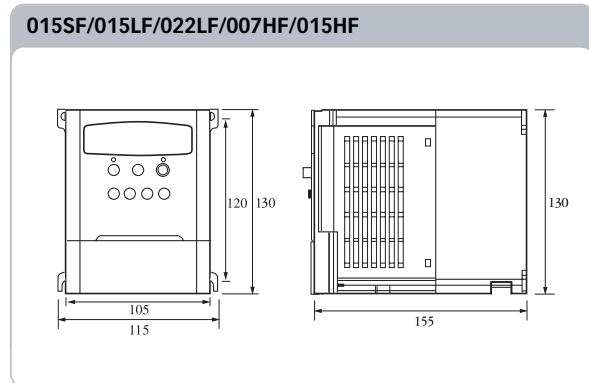
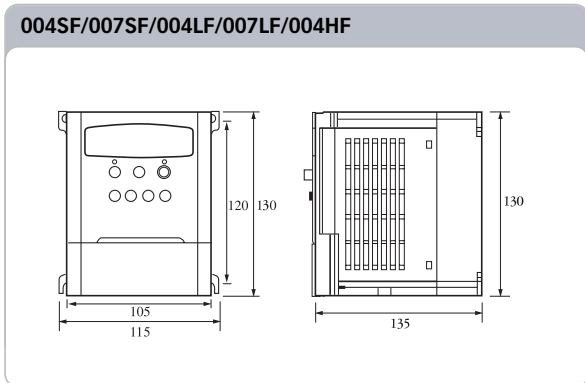


# Operation

## External Dimension Diagrams

The N100 series can be easily operated with the standard digital operator panel on the main unit.  
For remote operation, a remote operator unit is available as an option.



## Dimension Table

Type		External Dimension (mm)(W x H x D)	Installation Dimension (mm)(W x H, Ø)	Weight(kg)	
Single-phase 200 V class	004SF	115 x 130 x 135	105 x 120, M4	1.2kg ± 0.1kg	
	007SF				
	015SF	140 x 120, M4	1.5kg ± 0.1kg		
3-phase 200 V class	004LF	115 x 130 x 135	105 x 120, M4	1.2kg ± 0.1kg	
	007LF				
	015LF	1.5kg ± 0.1kg			
	022LF	150 x 130 x 155		140 x 120, M4	2.0kg ± 0.1kg
	037LF	185 x 250 x 186.5		170 x 235, M5	5.3kg ± 0.1kg
	055LF				
	075LF				

Type		External Dimension (mm)(W x H x D)	Installation Dimension (mm)(W x H, Ø)	Weight(kg)
3-phase 400 V class	004HF	115 x 130 x 135	105 x 120, M4	1.2kg ± 0.1kg
	007HF			1.5kg ± 0.1kg
	015HF			
	022HF	150 x 130 x 155	140 x 120, M4	2.0kg ± 0.1kg
	037HF			
	055HF	185 x 250 x 186.5	170 x 235, M5	5.3kg ± 0.1kg
075HF				